

PHORCE (standalone version)

PRODUCT BRIEF

The PHORCE product family is designed to extend the SuperSpeed USB3.1 Gen1 connections beyond the typical 3 meter reach of copper cables. The standalone version of PHORCE consists of two individual modules. A PC module directly connects to any USB3.1 Gen1 port on a host such as a PC. A separate RE module (remote module) connects to user's USB 3.1 Gen1 devices such as a camera, external hard drive, control panel, or any other USB3.1 Gen1 compatible devices. By placing an optical fiber between the PC and RE modules, the PHORCE system can achieve a 300m link distance with a choice of SM or MM fibers. By incorporating swappable optical transceivers, PHORCE can be deployed to any existing fiber networks without opening walls or digging trenches.

KEY FEATURES

- ❖ Provide 5Gb/s transmission bandwidth for up to three USB3.1 Gen1 devices
- ❖ Supports 3 ports of USB3.1 Gen1 (USB3.0) and USB2.0 devices
- ❖ Compatible with MM, SM fibers and CWDM technologies
- ❖ Available for one fiber solution (LC simplex)
- ❖ Plug and Play, no drivers required
- ❖ LED indicators for system status
- ❖ Provide USB bus power for USB devices
- ❖ Secure power connector with locking mechanism
- ❖ Secure USB connectors with thumbscrew locking mechanism
- ❖ Secure installation with mounting wings
- ❖ Provide optical isolation
- ❖ Compact size

APPLICATIONS

- ❖ Long distance USB3.1 Gen1 and USB2.0 accessories connections
- ❖ USB3Vision applications
- ❖ Machine vision applications
- ❖ Intelligent traffic control systems
- ❖ Security surveillance systems
- ❖ Remote data storage systems
- ❖ Automation inspection systems
- ❖ High resolution images and real-time analysis for science, sports and automobile tests

PHRONTIER™
TECHNOLOGIES

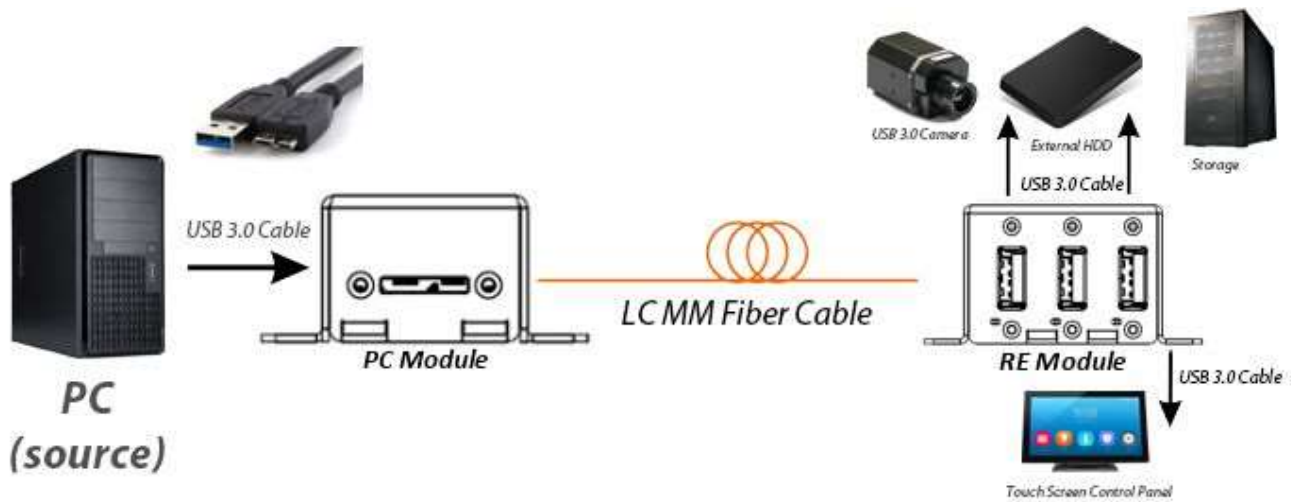
PHORCE

USB 3.1 Gen1 (USB3.0/2.0) Optical Fiber Extender

PHU321-M
PHU321-S
PHU321-SL
PHU321-Cxx



TYPICAL SET UP DIAGRAM



TECHNICAL SPECIFICATIONS

Module Specifications

| Available Models | PHU321-M | PHU321-S | PHU321-SL | PHU321-Cxx |
|-----------------------------------------------------------------|----------------------------------------|----------------------------|-----------------|-------------|
| Max Link Distance ^{*1} | 150 ~ 300 m (500 ~ 1000 ft) | | | |
| Wavelength | 850nm | 1310nm | 1270/1330nm | CWDM grid |
| Optical Output Power ^{*2} | -6.5 ~ -1 dBm | -8.2 ~ +0.5 dBm | -8.2 ~ +0.5 dBm | -4 ~ +3 dBm |
| Optical Receiver Sensitivity ^{*2} | -11.1 dBm | -14.4 dBm | -14.4 dBm | -14.4 dBm |
| Required Number of Fibers | 2 | 2 | 1 | 2 |
| Optical Connector Type | LC Duplex | LC Duplex | LC Simplex | LC Duplex |
| Fiber Type | OM2, OM3, OM4 | 9/125 um SM | | |
| Input Voltage on RE-module | 10~ 24V DC | | | |
| USB connectors | PC-module | USB 3.0 Micro-B receptacle | | |
| | RE-module | USB 3.0 Type-A receptacle | | |
| Power Consumption of RE-module with 1 USB device ^{*3} | 3.4W excluding USB bus powered devices | | | |
| Power Consumption of RE-module with 2 USB devices ^{*3} | 3.8W excluding USB bus powered devices | | | |
| Operating Temperature | Case | 0 ~ 65 °C | | |
| | Ambient | 0 ~ 50 °C | | |
| Operating Humidity | 20~80% Non-condensing | | | |
| Storage Temperature | -40 ~ 85°C | | | |
| Storage Humidity | 10~90% Non-condensing | | | |

PHU321-M/S/SL/Cxx

| | | |
|------------------------------------------------|-----------|----------------------------------------------|
| Dimensions (excluding mounting wings) | PC-module | 72 x 39 x 24 mm 2.85 x 1.54 x 24.3 inches |
| | RE module | 87 x 43 x 30 mm 3.43 x 1.68 x 1.17 inches |
| Weight (PHU321) | | PC module: 60g ; RE module: 94g |

*1 The maximum link distance will strongly depend on USB host controller, USB device controller and device firmware.

*2 Measured with average optical power

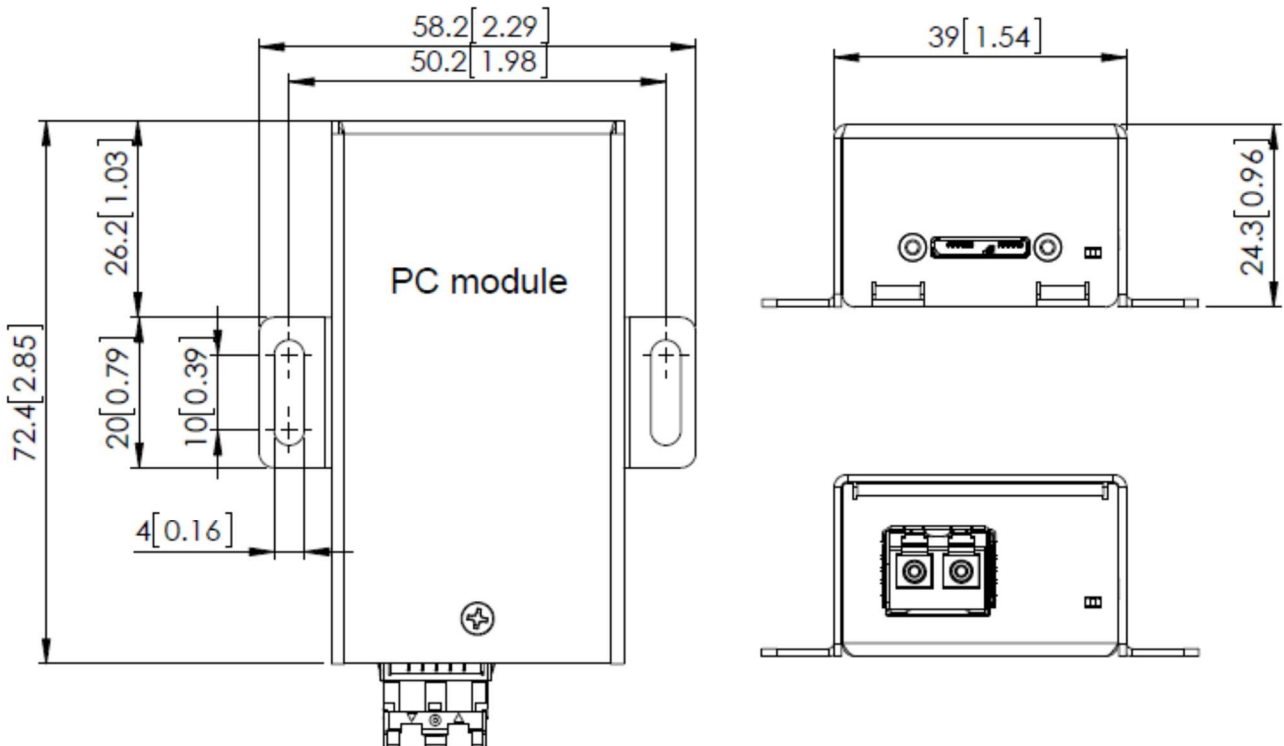
*3 The power consumption was measured with PHU321-M-RE at 25C.

Power Supply Specifications (only apply to RE module)

| | |
|---------------------|-----------------------|
| AC Input | 100 ~ 240V AC |
| DC Output | 1.0 A @ 24V DC |
| DC Plug Part Number | Binder 99-0979-100-04 |

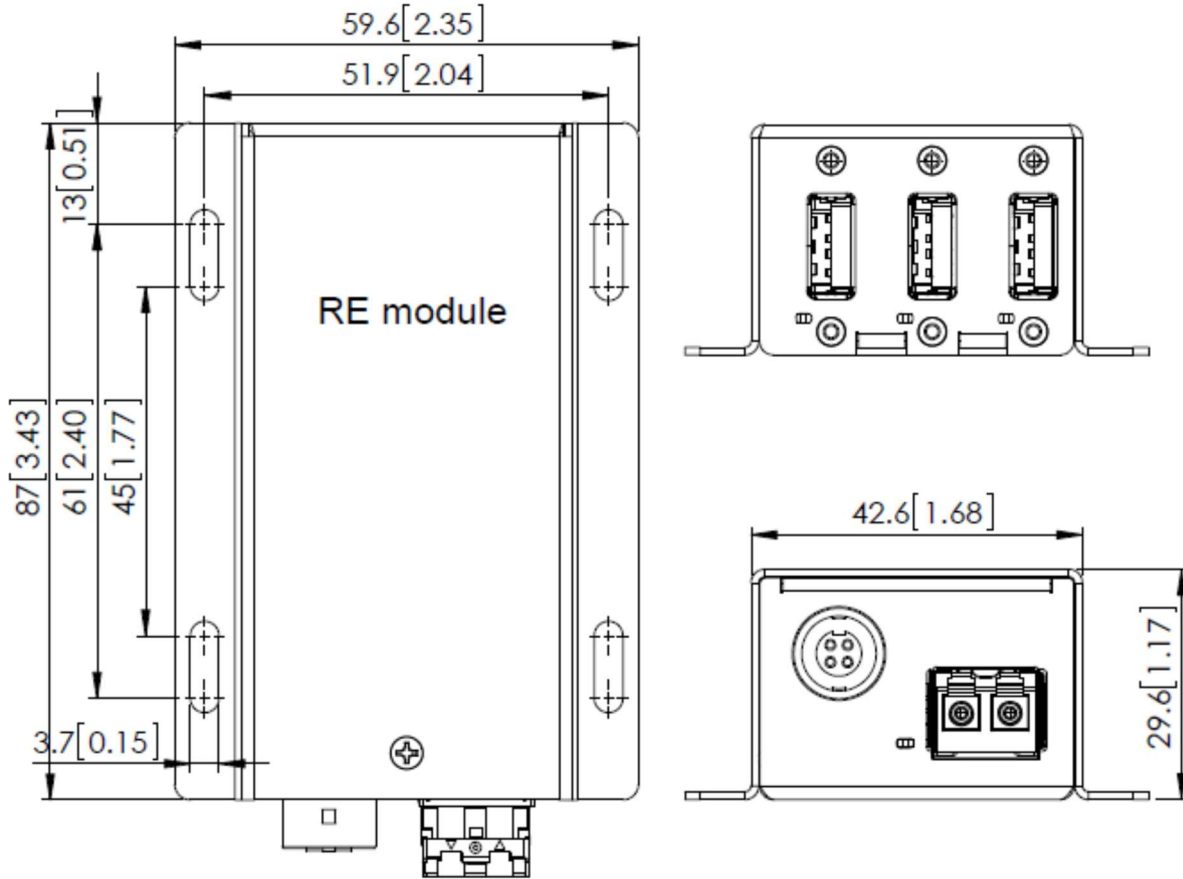
MECHANICAL INFORMATION (mm)[inch]

PC Module



PHU321-M/S/SL/Cxx

RE Module



ORDERING INFORMATION

Standard models

| Ordering Part # | Max. link Distance* | Fiber type | Connector type | Items included |
|------------------|--------------------------------|-------------------------------|----------------|------------------------------------------------------------------------------------|
| PHU321-M | 150 ~ 300 m (500 ~ 1000 ft) | OM2 or OM3 or OM4 fiber | LC duplex | 1x PHU31B-M-PC module 1x PHU321-M-RE module 1x 24W wall mount power supply |
| PHU321-S | 150 ~ 300 m (500 ~ 1000 ft) | SM fiber | LC duplex | 1x PHU31B-S-PC module 1x PHU321-S-RE module 1x 24W wall mount power supply |
| PHU321-SL | 150 ~ 300 m (500 ~ 1000 ft) | SM fiber | LC simplex | 1x PHU31B-SL-PC module 1x PHU321-SL-RE module 1x 24W wall mount power supply |

*1 The maximum link distance will strongly depend on USB host controller, USB device controller and device firmware.

PHU321-M/S/SL/Cxx

CWDM models (user needs to specify wavelength for both -PC and -RE device)

| Ordering Part # | Tx Optical Wavelength | Rx Optical range | Connector type | Items included |
|-----------------|-----------------------|------------------|----------------|--------------------------------------------------------------------------------------|
| PHU321-C27-xx | 1270 nm | 1260 ~ 1620 nm | LC duplex | 1x PHU31B-Cxx-PC module 1x PHU321-Cxx-RE module 1x 24W wall mount power supply |
| PHU321-C29-xx | 1290 nm | | | |
| PHU321-C31-xx | 1310 nm | | | |
| PHU321-C33-xx | 1330 nm | | | |
| PHU321-C35-xx | 1350 nm | | | |
| PHU321-C37-xx | 1370 nm | | | |
| PHU321-C39-xx | 1390 nm | | | |
| PHU321-C41-xx | 1410 nm | | | |
| PHU321-C43-xx | 1430 nm | | | |
| PHU321-C45-xx | 1450 nm | | | |
| PHU321-C47-xx | 1470 nm | | | |
| PHU321-C49-xx | 1490 nm | | | |
| PHU321-C51-xx | 1510 nm | | | |
| PHU321-C53-xx | 1530 nm | | | |
| PHU321-C55-xx | 1550 nm | | | |
| PHU321-C57-xx | 1570 nm | | | |
| PHU321-C59-xx | 1590 nm | | | |
| PHU321-C61-xx | 1610 nm | | | |

Accessory

| Part # | Description |
|----------------|------------------------------------------------------------------------------|
| 618-GE24I24-BD | 24W, DC 24V international wall mount AC/DC adapter with Binder plug |
| PTUSB3-A-MB-3 | 3 ft USB3.0 cable type A plug to Micro-B plug |
| LC-LC-M-D-xxxM | LC to LC duplex 50/125 μ m OM2 MM fiber. xxx = desired length in meters. |
| LC-LC-G-D-xxxM | LC to LC duplex 50/125 μ m OM3 MM fiber. xxx = desired length in meters. |
| LC-LC-S-D-xxxM | LC to LC duplex 9/125 SM fiber. xxx = desired length in meters. |

